

Club Meetings

Second Wednesday of each month, 7:00pm at the Community Center Building, Goodells County Park.

Club Breakfast

First Saturday of each month, 9:00 at Cavis Pioneer Restaurant on Lapeer rd. West of Wadhams rd. Flying afterwards

Come and join us!

Club Meetings and Breakfast are open to everyone, if you are an experienced pilot, or just thinking about getting into R/C, Come check us out.

The Propbusters R/C flying Club is located at the Goodells County Park, 8345 County Park Drive, Goodells MI 48027. The flying field is just West of Castor rd. -off the parks East parking lot . *The general location of the park is South of Lapeer rd. -about 10 miles West of Port Huron.*

42° 59' 02" N - 82° 39' 02" W

President

Sheila Olszewski 810-367-6367

Vice-President

Gary Smedes 586-727-4507

Secretary

Doug Donner
propbusters.secretary@gmail.com

Webmaster

Keith Graham
keith@sccpropbusters.com

Treasurer & Newsletter Editor

Ed Olszewski 810-367-6367
proptreas@comcast.net

Safety Officer Field Marshall

Dan Mackey Tom Nichols

Instructors

Ed London 810-325-1362
Ed Olszewski 810-367-6367

Directors

Keith Moore, Doug Donner sr.
Keith Graham

2012 Membership: 56

For the Latest-Greatest Information, Schedule, Photos, Announcements.

Go to :

WWW.SCCPROPBUSTERS.COM

St. Clair County R/C Propbusters

Model Aviation Club Goodells, Michigan - A.M.A. Charter Club#1762

www.SCCPROPBUSTERS.com



Editor: Ed Olszewski

September 30, 2012

President's Perspective

From Sheila Olszewski

Keeping the Propbusters the cool and current club it is, Doug D set us up a Propbusters Facebook Page. Anyone can view the page. You must be "accepted" to interact on the page, and only Propbusters members will be accepted. First: You will need your own Facebook page. If you don't have a Facebook page— get one— you will need it to access Facebook. Ask your kids, grand kids or neighbor kid how to set it up— it is easy. From your page, do a search for "St.Clair County R/C Propbusters" on the Facebook page search box. You don't need to join if you only want to view the page. To join, click "Join Group" on that page, Doug or I will accept you as soon as we are on Facebook. If you are in a hurry, get a hold of either of us and we will do it on the spot. After you are accepted, feel free to post away, Photos, comments, and messaging are welcome. We will be posting current club information on the page also. Please keep all comments, photos ect. Pertinent to the Propbusters, AMA or flying. This is not replacing the website, it will remain active as always.

It is that time of the year again. Dues are Due. \$25 for a regulars, \$15 for a Senior. There is not a better deal for a flying club anywhere around. The address has changed this year. Please take the time to fill out an application form this year, it is about time we update everyone's information. If you don't have an application it can be downloaded from the website. If you can't do that, please jot down all the pertinent information— address— e-mail address— etc.. And send with your check.

I want to remind everyone about locking the gate and the outhouse locks. Several times members (along with us) have reported arriving at the field to find the gate or outhouse open. Please do your part and lock the locks.

We are still looking for more volunteers for the swap. For the last couple years, Ed and I have been doing allot of the pre-swap preparations. We have a busy schedule this year and could use some extra help. Additionally there is help needed in the kitchen, raffle tickets, setup and cleanup, and at the door. Hopefully we can get a few more volunteers along with the usuals to help out. This is our major fundraiser, and helps keep your dues down. With enough help, it is an easy job for everyone.

See you at the field! -Sheila



Meeting Minutes

September 12, 2012

The meeting was called to order at 7:10 PM by Sheila with (9) members and (0) guests present.

No secretary report was read due no August meeting

A motion was made by Jack D / Doug M. to accept the treasurer's report as read and pay bills. Motion passed.

Old business:

Charity Fly

Canceled due to inclement weather

Sheila is taking donations and has collected \$55.00 so far

New business:

We have (1) new member – Welcome Matt Neely

Helicopter guy

Checked out and ready to fly

Whirly Birds

Really good event, good turn out of pilots left a little bit of a mess – garbage cans were filled and garbage was piled up next to them

A big thanks to John Lofquist for cleaning up the next day

Farm Museum Event

Went well

Thanks to the Eagles Club for allowing Propbusters to use their field

2012 Membership renewals

Money for memberships to go right to treasurer Everyone needs to fill out a new membership application so we have correct information. We have a lot of incorrect information on the roster.

Swap

Volunteers needed

Swap is December 2nd

Misc. Notes – When done at the field, please remember to:

Pick-up your trash

Lock the Porta-John and main field gates

Club hats are for sale for \$15.00 – See Sheila or Ed O.

Motion to close was made by Doug M / Gary S.

Meeting adjourned @ 7:31 PM.

Submitted By:

Doug Donner Jr.

Support Your Local Hobby Shops

Prop Shop Hobbies Ph 586-757-7160

23326 Van Dyke Ave. Warren, MI 48089

<http://www.propshophobbies.com>

Flight Line Hobby Ph 877-891-8359

1192 S. Lapeer rd. Lake Orion MI 48360

<http://www.flightlinehobby.us>

Larry's Performance R/C's Ph 586-997-4840

11970 Hall Rd Sterling Heights, MI 48313

<http://www.larrys-rc.com>

Pastime Hobbies

710 Huron Ave Port Huron, MI 48060

P&D Hobby Shop Ph 586-296-6116

31280 Groesbeck Fraser, MI 48026

<http://pdhobbyshop.com>

For Sale: Chipmunk RTF \$500.00 or best offer.
Contact Jack Drake

St. Clair County Propbusters

Financial Report Summary

August/September, 2012

By Ed Olszewski

Beginning balance:	\$2866.32
Equipment Fund	<u>\$1990.91</u>
Total:	\$4857.23

Income:

Whirly birds	200.00
dues	165.00
hats	<u>45.00</u>
Total:	\$ 410.00

Expenditures

Gas	76.00
website	41.94
Hats	175.00
stone	<u>180.00</u>
Total	\$472.94

Ending Balance:	\$ 2803.38
Equipment Fund:	<u>1990.91</u>
Grand Total:	\$ 4794.29

Secretary

The Fly Baby's Happy but Short Life


By Jack DeLisle



Fly Baby died because of pilot error.

I had chosen a pair of Hi-Tec HS-81 servos because they met my concern for weight (Mini Servo) because the Fly Baby came out tail heavy with "standard" 42 inch ounce servo and the HS-81 weighed a lot less and also put out 42 inch ounces.

Problem solved because the Baby now had the CG where it belonged without adding lead to the nose.



The Fly Baby is such a nice flyer that it didn't want to land. It would get in ground effect and just keep going and going. I tried flaperons and that helped a bunch but then

I started playing around with the three position switch on my Spektrum and added brakes too. Brakearons ??

So I was tooling around the sky and trying different maneuvers like snaps and tight loops with the flaps out when the plane no longer answered the helm elevator wise. I had plenty of time to watch as the plane went into a death spiral and to it's demise.

The Pilot Error? I was concerned about what torque I wanted in a small servo and never gave a thought to how strong the gears had to be. Both of the elevator servos had the same gear with missing teeth when I did a post mortem.



Since I really don't like to write about crashes unless there is a lesson to be taught / learned and that lesson is to think more about gear strength. I will!

I'll get out of the crash mood and tell you about my new ElectroStik.


With the crash of the Fly Baby I had a motor, controller and two four cell Li-Po's and a couple of good strong servos for Ailerons and it would be a waste to just have them laying around and getting old and decrepit from lack of use so I went web surfing.

I like Dan Mackey's 60 size Ugly Stick that he converted to real power (electric) so sorta had my mind set on a Stick.

My first thought was to get a "40" size one and convert it to electric but as I was surfing I saw the ElectroStik by Great Planes and, after checking out the specks and the photos presented by Great Planes and noting that both the elevator and the rudder servos were up in front and just about at the C/G.

I have many hobby shops bookmarked and so I started comparing prices for the ElectroStik and they all wanted \$139.99 plus shipping except one.

One of my favorite shops happens to be the Prop Shop in Warren, Mi. because I can eyeball and get hands on for what I'm checking out. You can't do that on the computer but normally the prices on the web are lower so I was happily surprised when the Prop Shop had the ElectroStik listed for \$129.99 and they had one in stock yet!



Nancy (wife type) suggested , out of the Blue, that we go down to Marine City to the Riviera restaurant for lunch and I counter suggested we go down to the Ocean Breeze in Utica and get the Fish and Chips because they are the best around. And on the way back go down Van Dyke to the Prop Shop and get a new plane.

I have a hunch she could see that coming because I don't hide my woes when I crash a plane and she said " Yes" so that's what we did.




I opened the box at the store and everything was there so I paid the bill and walked out a happy man.

Like any Great

Planes model I have come in contact with, the instructions were complete so even an expert assembler could put it together without needing major changes because his way is better. No glue needed. Just a screw driver and a set of Allen wrenches to put the wheel collars on.

Having said that, I did one major change because the openings for the elevator and rudder servos were for



smaller ones then I wanted to use and I didn't want to get bitten again so I made a new servo mount for standard size ones.

Note in the picture that I have a six cell AAA NiMh battery for the receiver and servos and I originally had it ahead of the elevator and rudder servos.

Using a four cell, three amp Li-Po for power showed that I could get the C/G where

the instructions called for by putting the receiver pack as shown and I had a good inch of movement on the power battery to adjust the C/G too.

I also drilled two more 3/8th inch holes in the firewall for additional air moving over the battery pack and didn't use the supplied spinner for the same reason.



So far I have a dozen flights on the Stick as I type this and the plane flies like all the Ugly Sticks, great.

For power it has the Scorpion 3026-890 KV motor that was in the Fly Baby and driven by a four cell Li-Po @ 3A and a 60 amp controller.

I started out with an APC® 12X6E prop and it was pulling around 60 amps at full throttle and flew the Stick well and I ran a 11X7E APC® that pulls 53 amps and also flies the Stik well. An APC® 10X7E pulls 45 amps and flies the plane OK and I will probably stick with that size to get longer flight times although about five minutes is usually long enough for me.

So how does the Electrostick measure up?

With it's strong landing gear so hard landings are soaked up (I know this for a fact), mostly easy assembly, low cost from a local hobby shop (the Prop Shop is the local one for me, plenty of room for a four cell battery and all of the electronics, a wingspan of 52 inches that goes into a Ford Focus station wagon and great flyability adds up to a fine value. A Keeper in every sense of the word.



Jack DeLisle

Announcements & Events

October

6-Club Breakfast 9:00 AM
10-Club Meeting 7:00 PM

November

3-Club Breakfast 9:00 AM
14-Club Meeting 7:00 PM

December

1-Club Breakfast 9:00 AM
2-Propbusters Swap 9:00 AM
12-Club Meeting 7:00 PM

January

1-Club Breakfast 9:00 AM
1-First fly 12:00 Noon
9-Club Meeting 7:00 PM

A full list of events is on our website
www.sccpropbusters.com



2012 Propbusters Special Events

December 2 Propbusters Swap

2013 Propbusters Special Events

June 15 Inter-Club Fly In

July 6 Bi-Plane Rally


July 27 4-H Fair R/C Demo

September 7 R/C For Charity Fly In

September 8 Whirlybirds Fly

Editor- Ed Olszewski
7147 Main
Smiths Creek MI 48074
proptreas@comcast.net

-The Broken Prop-
September 30, 2012



St. Clair County R/C

Prop Busters
Goodells, Mi

Remote Control Model Aviation Club

Visit us on the web at www.SCCPROPBUGSTERS.com