

Club Meetings

Second Wednesday of each month, 7:00pm at the Community Center Building, Goodells County Park. Summer- weather permitting meetings are held at the field.

Club Breakfast

First Saturday of each month, 9:00 at Cavis Pioneer Restaurant on Lapeer rd. West of Wadhams rd. Flying afterwards

Come and join us!

Club Meetings and Breakfast are open to everyone, if you are an experienced pilot, or just thinking about getting into R/C, Come check us out.

The Propbusters R/C flying Club is located at the Goodells County Park, 8345 County Park Drive, Goodells MI 48027. The flying field is just West of Castor rd. -off the parks East parking lot . *The general location of the park is South of Lapeer rd. -about 10 miles West of Port Huron.*

42° 59' 02" N - 82° 39' 02" W

President

Sheila Olszewski 810-367-6367

Vice-President

Gary Smedes 586-727-4507

Secretary

Doug Donner

Webmaster

keith@sccpropbusters.com

Treasurer & Newsletter Editor

Ed Olszewski 810-367-6367
proptreas@comcast.net

Safety Officer Field Marshall

Mike Grant Tom Nichols

Instructors

Ed London 810-325-1362

Ed Olszewski 810-367-6367

Directors:

Todd Litke, Doug Donner sr.

2010 Membership

51

Welcome new member :

Dave Kilby

For the Latest-Greatest Information, Schedule, Photos, Announcements.

Go to :

WWW.SCCPROPBOOSTERS.COM

St. Clair County R/C Propbusters

Model Aviation Club Goodells, Michigan - A.M.A. Charter Club#1762

www.SCCPROPBOOSTERS.com



Editor: Ed Olszewski

January 24, 2010

President's Perspective

From Sheila Olszewski

Happy New Year, and I hope everyone had a merry Christmas, and Santa brought everyone lots of new flying toys.

You may have noticed we sent all the membership cards out after the first of the year. We thought it might be easier to run, laminate and deal with them all at once— to help make Doug's job easier. If you do not receive your new card by the beginning of February, please drop me a line. No one was intentionally forgotten. Mistakes happen, and we will fix it.

Thanks to the help of a lot of hard working members, our swap went great! As with anything, there was a few snags, but most things went better than expected. Vendors went out of their way to stop me, and say that we have the friendliest swap they have ever been to. Everyone I talked to planned on coming back next year. We found we have room for 50 vendor tables, in fact we ran out of tables and room for more than that. Our next swap should be interesting.

Winds and cold on new years day kept all but the hardiest souls grounded. Gary Smedes braved the weather to fly, while the rest of us huddled in our cars for warmth, drinking Co-co and eating cookies. Tracks in the snow indicated that someone had already been out that morning, Stan stopped by later and said he had been out until the wind kicked up. It is always nice to get together at the field.



We were hoping to find someone else to take some of the load off our club secretary Doug Donner. Doug has been fortunate through these times to be extremely busy at work. As you can see, Ed Olszewski has taken back over the responsibility of the newsletter. If you have a chance, send an newsletter article to Ed on what you are building, flying, or doing this winter. The newsletter is an important, informative and entertaining part of our club, you can help by contributing.

If you take any club related digital photographs, please send some along to Keith Graham for posting on the website. If anyone would be interested in helping the website, please let me know. Keith asked if he could get some help.

There has been allot of ski tracks in the snow at the field, stop by if you get a chance and see who is making them, and maybe bring a plane and join the flying. -Sheila

Meeting Minutes

Submitted By: Doug Donner Jr. Secretary

January 13, 2009

The meeting was called to order at 7:05 PM by Sheila with (8) members and (0) guests present. A motion was made by Gary S/Doug Sr. to accept the secretary's report as read by Doug Jr. Motion passed. A motion was made by Gary S. / Doug Sr. to accept the treasurer's report as read by Ed O. Motion passed.

Old business:

- Membership cards – are printed and will be going out this week
- New Years Fun-Fly
 - 7 or 8 people made it out to the field after breakfast
 - Gary S made 5 flights
 - 2 people made the club breakfast on Saturday

New business:

- Schedule of Events for 2010 was submitted
 - May 15: Field Clean-up Day
 - June 19: Inter-club Fun Fly
 - July 10: Bi-Plane Rally
 - July 31: 4H fair
 - September 11: Charity Fun-Fly
- Ed O. has graciously volunteered to take over newsletter editing duties for a couple of months.
- The Whirly Birds have asked to borrow the field on September 12th for their annual Club Fly. A motion was made by Doug M/ Gary S to let them use the field – Motion Passed

Motion to close was made by Gary S. /John D. Meeting adjourned @ 7:18 PM.



Projected 2010 Budget

General Fund- Estimated Revenue	
Gen Fund Rollover from 2009	\$1636.77
Dues collected in 2009 for 2010	1005.00
Additional 2010 dues to be collected	100.00
New member dues	250.00
Redline Lease split	250.00
Hats	40.00
Cash advance from field maint	100.00
Gross Income from Swap	800.00
Income from Fly in	250.00
Donation	<u>200.00</u>
Total	\$4631.77

General Fund- Estimated Expenses	
Lease payment	500.00
Cash advance for field maint	100.00
AMA chartering/insurance	115.00
Inc. charge	25.00
Postage/Printing	150.00
Web hosting	30.00
Equip maint & gas	450.00
Sewage disposal	100.00
Hall rental	150.00
Food	350.00
Prizes	250.00
Hats	175.00
Field improvements	200.00
New flag pole	200.00
Tractor wheel weights	300.00
Improve drainage	150.00
Parking lot stone	<u>1100.00</u>
Total	\$4345.00

Equipment Fund	
2009 Rollover	\$1600.87

Financial Report Summary

Reported: January 13, 2010

Beginning balance: \$2635.79

Income:

Dues	\$ 430.00
door	\$ 460.00
Kitchen	\$ 400.00
Raffle	\$ 216.00
50/50	<u>\$ 40.00</u>
Total	\$1546.00

Expenditures:

Paper products	\$ 64.76
Food	<u>\$ 109.39</u>
Total	\$ 174.15

Ending Balance:	\$2406.77
Equipment Fund:	<u>\$1600.87</u>
Grand Total:	\$4007.64

St. Clair County Propbusters R/C Flying Club 2009 Annual Year End Report-Goodells County Park

Daily Activities at the Park:

R/C model aviation, as most outdoor activities revolve mostly around good weather. Inclement weather dampened some of our activities this year, but not our spirit. Our field attracted several dozen hobbyist most nice summer days. Often our flying activity will attract spectators from other events in the park, who find their way over to watch the aircraft. We enjoy showing off our stuff. Flying activities also continue with skis from the snow through the winter months, although somewhat curtailed in numbers.

Special Events-2009:

January 1: Annual New Years Day flying event. Mother nature threw a curve ball in the form of a major snow storm. Only the snow flew.

May 29 : Annual R/C flight demonstration for students from Eddy Elementary School in St Clair, held in cooperation with River District R/C Eagles. A picture perfect day for flying, the air-planes thrilled well over 150 students, parents, chaperones and teachers.

June 14: Propbusters annual Invitational flying event spotlighting remote control hobbies. Approximately 200 participants and spectators throughout the day. Scattered rain led to a less than expected turnout

July 12 : Propbusters host Bi-Plane rally exhibition drawing R/C pilots from the area and spectators. About 75 participants and spectators. We could not have asked for a nicer day.

August 1 : R/C airplane Flying demonstration for the 4-H fair. About 125 participants and spectators enjoyed the day.

September 5: Propbusters hold flying event and raise \$100.00 in cash donations for the Pine River Nature Center. Unfortunately several hours of fog in the morning made for a poor turnout. The fog finally lifted for a great flying day!

September 13: Regional R/C Helicopter event held at Propbusters Field, hosted by Michigan Whirlybirds. Several hundred participants and spectators enjoyed a great show.

October 19: Propbusters field host 200 Boy Scouts from local troops for R/C demonstration. Although high winds hamper flying, the kids enjoy static show and launching model rockets.

Dec 6th: Propbusters host annual "Swap Shop" in Goodells County Park Hall. Propbusters major

fundraiser, drew about 400 participants buying and selling R/C goods, while enjoying a pancake breakfast. By far, it was our best turnout ever.

Area Improvements:

- Rebuilt large lawn roller.
- Rebuilt Woods mower transmission.
- Added stone to parking and drive area.
- Repaired and added safety enclosures.
- Extended southern safety fence.
- Rebuilt damaged shade canopy.

Theft, Loss, and Damage

- Plastic safety barriers broken by vandals.

Financial Statement

Starting balance 2009: **\$2411.72**

Income:

2009 Dues collected:	1590.00
Redline 1/2 of lease:	250.00
Donations:	225.00
Concessions:	1332.00
Hats:	<u>39.00</u>

Total income **\$3436.00**

Expenditures:

Newsletter and Website:	160.90
Equip. repair and Fuel:	524.45
Shed and field improvement:	836.44
Lease and hall Rental:	650.00
Insurance:	138.00
Food and prizes:	<u>300.29</u>

Total expenditures **\$2610.08**

Equipment Fund	1600.87
General fund	<u>1636.77</u>

Final balance 2009: **\$3237.64**

2010 Proposed Improvements:

- Improve our parking area and drive with added stone to base.
- Improve drainage near second gate.
- Downsize fenced area around outhouse
- Add permanent grill.
- Improve shade canopy.
- New (real) flag pole.
- Weight wheel on tractor.

Spotlight!

- The Times Herald featured The SCC Propbusters club-and the park in an article about R/C modeling.
- Member George Davis featured in national modeling periodical.

Stuff

By Jack DeLisle



Last year I asked a fellow flyer if he had any more ARFs I could assemble for him because I wanted something to keep busy with and assembling model planes is probably my favorite keep busy thing. He said no. That surprised me because he had four or more the year before and I didn't think he was assembling planes ?

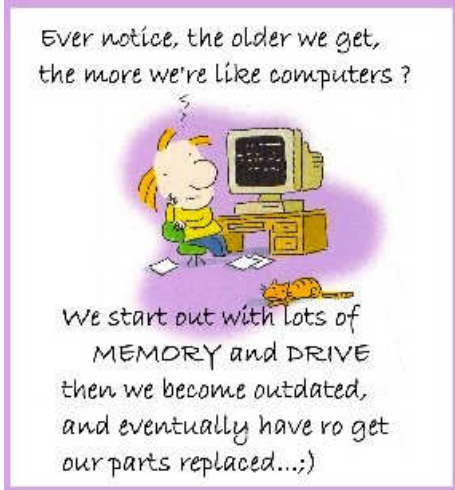
His neighbor and flying buddy heard our talk and said that he had a Pica kit of a Jungmeister (shown above) that he had started and never finished because of eye problems, a detached retina, and I was welcome to finish it for him. I thought it over for a bit deciding if I wanted to take on a kit and the answer was yes. I followed him home and he dug out the partially finished fuselage , tail feathers and the box the kit came in with instructions and the rest of the wood, mostly, to finish the Jungmeister and after looking it over and knowing that I would have to buy a lot of stuff told him I would buy anything needed , like glue, filler, wheels and etc and save the receipts and give them to him when the plane was finished for payment and he agreed so home came the plane.

The basic fuse had been built using something besides CA or Yellow carpenters glue , maybe Ambroid with some hot melt too but was only off by less then a quarter inch straight wise and you can cheat and move the vertical stab and rudder over enough so the plane won't

know it's a little off and will fly right without some rudder trim thrown in.

I managed to get the fuselage and tail feathers finished and the wings built before Nan and I headed back to St.Clair and returned the plane in that shape to Walter Dixon, the owner and a fellow Michiganian. He suggested that I just keep it till I returned but I told him that there is no saying what will happen between now and next winter so back it went.

When Nan and I returned this year I got some flying in and a few chores done around the house and then I went over to Walters and retrieved the Jungmeister. I had to read the instructions from where I had left off and look the plane over to see what came next but as soon as I got straightened out I was like Gene Autry and



“Back in the Saddle Again” For you younger generation, Gene Autry was an earlier movies cowboy star and he and his side kick Smiley were in a lot of Saturday matinee “Oaters” as they were called. As a bit of trivia, movies cost five cents for the Saturday matinee and we sat on benches. Great stuff.

Back to the airplane. The major work to be done on the plane was to cut out and glue on the “dimples”



on the cowl and cut out the opening for the engine cooling and get it ready to prime for the Yellow paint. The landing gears front 5/32nd piano wire was preformed but the back 1/8 wire just had the bend where it fit into the wing so I had to do the final bending using the old vise and hammer method.

Continued on page 5

Continued from page 4

In an earlier life I had been an electrician and one of the tricks I still remembered was to take a piece of #12 solid copper wire and bend it into the shape I wanted to put into a length of electrical conduit so I could visualize it before I spoiled the conduit. Some pipe benders didn't need that and just looked at what needed doing and did it. I think of them as artist and not just tradesmen. You can't see it clearly here but the bend on the other end of the 90 goes up and over as it were and I used the copper wire to use as a pattern for the music wire and it worked.



As you can see the gear came out fine I did the soldering while the wires were mounted to the bottom wing. Made for a fine jig. The wing doesn't have much dihedral it's the swept back that makes it look like dihedral in the photo


The next job was mounting the Saito 65 four stroke making sure there was room for the rear



mounted carburetor and getting the right distance for the cowl. The cowl depth was 4 $\frac{3}{4}$ inches so I sat the engine with the thrust washer 4 $\frac{5}{8}$ inches to give me $\frac{1}{8}$ th room for the

back of the prop. The method I use to cut the first hole in the cowl is to tape a piece of paper (I use the 20 pound stuff I swiped from Nan's printer) and pencil around the engine, cut the hole, put it back and check fit, remove the engine and install the cowl, mark the cowl , remove the cowl and make the hole and ,finally, re-install the engine and then the cowl.

I usually just eyeball where the holes goes for the glow igniter and the high and low speed carb needles go on the cowl but I have, in the past, used the same method I use for the engine cylinder head to locate those..



After I had those bending, soldering and hole making jobs done I mounted the wings on the fuse and made the four wing struts and the two aileron push rod connectors, Theoretically, if you make the two front struts and the two back struts the same you shouldn't have to keep track of which goes where and the the wings will be equal distance apart and the incidence according to the plans. The same thinking goes for the aileron connectors too, but there is adjustment on the connectors.

This is as far as I have gotten and about all that is

left to do besides covering is install the servos and pushrods for the control surfaces



and the throttle. The throttle hookup is always a challenge with a four cycle engine what with the throttle being close to the firewall and I usually run the rod out past the control arm and do a U and come back to a quick connector. Works for me.

Till next time, Jack DeLisle

Announcements & Events

Feb 2010

6th-Club Breakfast 9:00 AM
7th-Chesaning swap www.chesaningrcclub.org
10th-Club meeting 7:00 PM
24th-Skymasters swap www.skymasters.org

March

6th-Club Breakfast 9:00 AM
7th-Flying Aces Swap www.rcflyingaces.com
10th-Club meeting 7:00 PM

April

3d-Club Breakfast 9:00 AM
9-10-11 "Toledo Show" www.toledoshow.com
14th-Club meeting 7:00 PM

May

1st-Club Breakfast 9:00 AM
12th-Club meeting 7:00 PM
15-Field cleanup 9:00 AM

A full list of events are on our website
www.sccpropbusters.com

2010 Propbusters Special Events

June 19 Inter-Club Fly In
July 10 Bi-Plane Rally
July 31 4-H Fair R/C Demo
September 11 R/C For Charity Fly In
September 12 Whirlybirds Fly
December 5 Propbusters Swap

Field Trash

Ed London requested we ask everyone to remove their trash from the field rather than using the trash containers. Also, please do not throw anything large, or filling the cans. The trash must be hauled down to the gate by someone as it gets half full, and the park workers asked if we would limit the amount to make them easier to handle. Your help will make everyone's job easier.

Club Cards and 2010 Dues.

Club cards should all be mailed out by the beginning of February. In the meantime you can check the roster on the bottom of the website to make sure your dues have been received– or just give us a call. We will try to post the first names and initial of last name of paid members on the front page of the website. If you paid and do not get your card, or are not listed please call Sheila or Doug. Mistakes happen, mail gets lost, or things just get misfiled. Yes, we do make mistakes: All are easy to remedy, just let us know.

So far 51 members have paid their 2010 club dues.

If you have not paid yet.

No need to fill out a membership form if nothing has changed

15.00 - Senior members (born on or before 6/1/48)

25.00 - Regular members (born on or before 6/1/91)

No fee - Junior members (born after 6/1/91)

Late Fee- Add 10.00 (to all renewal dues paid after Dec. 31)


Take a few minutes and make check payable to: **SCC Propbusters**

Mail to: PO Box 749 Almont, MI 48003

Editor- Ed Olszewski
7147 Main
Smiths Creek MI 48074
proptreas@comcast.net

-The Broken Prop-

January 24, 2010



Remote Control Model Aviation Club

Visit us on the web at www.SCCPROPBUGSTERS.com