

# The Broken Prop



## St. Clair County R/C Propbusters

Model Aviation Club Goodells, Michigan - A.M.A. Charter Club #1762

[www.SCCPROPBUSTERS.com](http://www.SCCPROPBUSTERS.com)

Editor: Ed Olszewski

May 12, 2008

### Club Meetings

Second Wednesday of each month, 6:00pm at the Community Center Building, Goodells County Park. Summer- weather permitting meetings are held at the field.

### Club Breakfast

First Saturday of each month, 9:00 at Cavis Pioneer Restaurant on Lapeer rd. West of Wadhams rd. Flying afterwards

### Come and join us!

Club Meetings and Breakfast are open to everyone, if you are an experienced pilot, or just thinking about getting into R/C, Come check us out.

**The Propbusters R/C flying Club is located at the Goodells County Park**, 8345 County Park Drive, Goodells MI 48027. The flying field is just West of Castor rd. -off the parks East parking lot . *The general location of the park is South of Lapeer rd. -about 10 miles West of Port Huron.*

**42° 59' 02" N - 82° 39' 02" W**

### President

Gary Smedes 586-727-4507

### Vice-President

Doug McLaren 586-201-8048  
mclarenintl@hughes.net

### Secretary & Webmaster

Keith Graham 810-966-1494  
keith@sccpropbusters.com

### Treasurer & Newsletter Editor

Ed Olszewski 810-367-6367  
proptreas@comcast.net

### Safety Officer Field Marshall

Mike Grant Tom Nichols

### Instructors

Ed London 810-325-1362  
Ed Olszewski 810-367-6367

**Directors:** Sheila Olszewski,  
Todd Litke, Brian McLaren

## 2008 Membership 74

New member: Robert Welchko

**For the Latest-Greatest Information, Schedule, Photos, Announcements.**

Go to :

**[WWW.SCCPROPBUSTERS.COM](http://WWW.SCCPROPBUSTERS.COM)**

## President's Perspective

*By Gary Smedes*

May 17th is scheduled for our field clean-up day. After a whole year of weathering there are a few things that need our attention. Most of the items are small this year except for maybe the painting of tables and work benches. Please come out and help maintain the field that you fly at. A small amount of work from each person goes a long way. Usually, these things last just a couple of hours, so bring a plane to fly afterwards.

As the Events calendar turns from swap meets to fun flies, be sure to get out to some of the other clubs in the area and help support their events whenever you can. They need your support just as we need theirs. And having said that, I would once again like to invite all local club members to come out and join us at any of our events throughout the year. Just be sure you have your AMA up to date.

June 14th is our first Fun Fly for the year. If there is one thing that we have learned through out the past is that advertising is key to a successful event. Please take the time to print off a flier from the website and post it somewhere. If you don't have the time or access to a computer, come to the meeting where there will be hard copies you can take with you. There isn't much sense to go through all the trouble of putting these events on if nobody shows up.

May 30th is the day scheduled for the Eddy Elementary school flying demo. That day happens to be a Friday and the flying starts at 10:00 am. Those of you that don't work anymore or happen to have the day off are encouraged to help support the River District Eagles in their efforts to seduce young minds into the adventures of flying whether it be R/C now or full scale down the road. This is a great way to support your community.

Hope to see you at the meeting!



St. Clair County Propbusters

## Meeting Minutes

by Keith Graham- Secretary

The Propbusters meeting on April 9th started at 6:08 pm with 10 members present.



Newsletters were passed out for the Michigan Wolverines, the Skymasters, the Whirly Birds, The Holly Cloud Hoppers, the Wing Nuts, and the River District Eagles as well as the AMA Insider.

Gary W./Sheila made a motion to accept the secretary's report as read by Keith. Keith/John D. made a motion to accept the treasurer's report as ready by Ed O and pay bills. Both motions passed.

### OLD BUSINESS

Tractor Update - Ed O provided an update on the tractor that Mark is working on. Compression test on the tractor came back acceptable. Mark suggested installing a temperature gauge to watch prevent the tractor from over-heating during the hot and humid days during the summer.

Fuel Orders - Gary W. reported that so far the Eagles have only received 2 orders and Dave's name was spelled wrong on the flyer they provided.

Work Day - Work Day on May 17th. We need wheel-barrels and a front loader to move dirt to fill holes, and some rakes to move rocks and gravel. We plan on cleaning up the parking lot and spreading some weed killer on the parking area. We discussed the difference between fertilizing and using weed killer on the grass. We have some left over paint from last year to redo the tables and the flight stations. We will also be putting some screws into the shed (Gary S. has the screws). Gary Smedes will check at tractor supplies for pricing on a vent for the shed.

Weed whacking also needs to be done. We have paint for the frequency board if anyone is available. Gary has the flag and we have the paint to repaint the flag pole. Gary S. volunteered that he has a replacement Flag pole (25') that he is going to try to bring to the field. Gary S. also brought up the need of shelves in the shed. We would like to work on emptying the bull pen if there is time left.

FUN FLY - Gary is working on the advertisement for the Times Herald's Blue Water Summer Days. Ed London has the sound system and it was mentioned to contact Jack DeLisle to be the announcer. We will wait on deciding the charity for our September Charity Fun Fly until later. Sheila will contact Gary at Pastime to see about the raffle price for the Fun fly. John Diver volunteered to handle the raffle.

We discussed getting someone to handle doing the concessions. Ed London volunteered to contact someone from SONS to see if they can/want to do it. If they do it we will add this to the flyer.

Gary Smedes will give a formal invitation to the members of Redline Racing to see if they would like to help. Gary will contact Bud to see if he is available for Candy Drop. Keith will send out flyers to channel 6 and others. Ed O. mentioned bringing in empty printer ink cartridges to the meeting and giving them to Sheila. They get them refilled in Port Huron and it will help lower newsletter production costs to the club.

Pilot Stations - A quote was provided by Gary Wilkerson. The cost to do 4 stations in PVC supplied at Carters Lumber would be \$206.28. The cost to do 4 stations in Pig Fencing would be \$113.39. Pricing could be lowered if anyone had some treated lumber they could donate. It was decided to wait until next month to see if any more proposals come in.

Ed O provided a status on the woods repair (with one of the clutches).

### NEW BUSINESS

EAA at the St. Clair County Airport is September 28th. The Eagles received an invitation to do a static display (maybe flight also - electrics) during their event and they are extending the invitation to the Propbusters and other clubs. Anyone interested should contact Gary Wilkerson.

Ed O provided the success of the SC4 free college days.

Sheila/Gary made a motion to end the meeting at 7:16 pm. Motion passed.

### Special Request:

Bring your used ink cartridges from your computer printer and donate them to the club- rather than a landfill. We can turn them in for a discount on ink used for printing the club newsletter. It does not matter what brand ink or what type of printer you have, help us save a few bucks on printing cost. You can either bring them to the club meeting, or give them to Sheila if you see her at the field.

St. Clair County Propbusters

### Financial Report Summary

5/12/2008

**Beginning Balance** **\$2,899.76**

#### **Income:**

Dues 25.00  
**Total:** **\$ 25.00**

#### **Expenditures:**

Stamps & ink \$ 34.56  
8N Tractor \$ 769.86  
**Total:** **\$ 804.42**

Ending balance: \$1,429.20

Equipment Fund: \$ 691.14

**Grand Total:** **\$2,120.34**


## Safety First

Ed Olszewski

I have worked around heavy metal cutting equipment my whole career. I am proud to say that I have not had even a minor injury that has required a stitch. That is not due to luck, but paying attention to my surroundings and equipment, and never for any reason putting myself or any part of my body in a compromising position. I learned there is nothing, and I mean nothing is worth the risk of an injury, not even for one second.

That's right; **SAFETY IS NO ACCIDENT.**

Avoiding bad practices and habits, a little planning can go along way in preventing accidents. A little common sense, following AMA and field rules is the place to start, they are intended to help keep you and others around you safe. Here are a few other suggestions to help keep flying safe.



Keep your fingers out of the prop. Use an electric starter, or a "chicken stick", when starting your engine, the finger you save will be your own. By a long shot, the thing most likely to cause injury is the propeller. Keep your fingers the heck out of there and attached to your hand! Start safety, by starting safely.

Walk behind the plane to make engine adjustments. Nothing good will come about by reaching around the propeller. Sooner or later you will underestimate the diameter of the propeller- with disastrous results.

Here is one that always surprises me. Do not stand, sit or kneel in front of the plane while you rev the engine up. If it were to backfire, the propeller may let loose and you will be the prop-stop. Probably more importantly, if the tether line should break, the plane **is going** to move forward. If you are crouching in front of the plane - well you can do that math on what part of you will stop the prop.

Always tether or anchor your airplane when starting. It is a rule at most fields anyways. The days of starting with your right hand and only hanging on to the plane with your left hand are long gone, and it was never a good idea anyways.



Along the same thought, tethered or not, never start a plane in the direction of any person. Bring your plane up from the pits, near the flight line with no one in front of it before you start your engine. Nothing is more un-nerving than hearing a plane start behind you when you're flying. This is not only discourteous and dangerous, it's just stupid.

Do not stand in line with the swing of the propeller. Although not likely, the prop can break or have debris sucked in, if it does, it will throw along the propeller line. Be careful not to put yourself or anyone else into harms way.

Avoid walking on the field while there are planes in the air. If it is absolutely necessary, make sure you always ask permission of the other pilots in the air, and make sure they hear and answer you. Don't try to fix or start your plane while out there, do that back at the flight line. Announce when you are off the field as well. If you are flying, and someone announces they are going on the field, **never** fly over their head, fly as far as possible from the person. Never take off or land if someone is on the field, never enter the field if someone is taking off or landing.

Never fly over the other pilots, the pits, or spectators. Fly only in front of the flight line. Do not fly while field maintenance is being preformed. **There is never an excuse to fly over anyone's head.**

Try not to fly alone whenever possible. Call a friend, invite a neighbor, take a family member- anyone who can dial a phone.

911

This is a great chance to share your hobby with someone. If you must fly alone make sure you have a cell phone, with a phone number handy of a friend or relative that can be called at a moment's notice. Be sure you know how to tell someone how to get where you are in an emergency. You would be surprised how much more complicated remembering and explaining directions are when you're bleeding. Make sure a family member or friend knows where you are going and what time to expect your return.


Obviously, no one can predict when an accident will happen. Keep a first aid kit in your vehicle. Learn basic first aid. Have a plan, know the location of the closest emergency center or hospital, and know how to get there in an emergency, this is no time to be looking for a map. Have a list of emergency numbers in a convenient location, and have a plan on how to contact emergency workers. A little forethought can go a long way.





# Happenings

By Jack DeLisle



I got to fly an airplane in a heavy wind today. This particular airplane is shown in the above photo. The little white thing in front of the landing gear and behind the prop is the motor and it's about 1/4 X 1 inch big and attached to a nice little gear "box". The little green thing you see behind the motor and in front of the wing is the receiver and motor controller and attached to that via two small magnets, and those are also the wire connections to the receiver / controller. Out of sight is the battery " pack "that powers the whole shebang. The battery is a Li-Poly and is about 1/4 X 3/4 X 3/4 inches big but more than 5 minute flights are the norm.



To give you some idea of the size of the transmitter / battery charger combination here it is being held in one normal hand. The charger is at

the lower left and the magnets are again the connections to the charger.

Would you believe that control is achieved with rudder and throttle? No elevator. Up and down is strictly a function of the throttle. Fast is up and slow is down.

Believe it or not, the plane is in the case that it came in. If you look hard you can see the wheels and go up and over to see the whole plane. Gene Lane got this outfit from his kids for his birthday.



The plane is a Plantraco and comes complete with the aluminum case, Transmitter , plane, receiver /controller and battery. It is available on the internet at <http://www.microflight.com> Did I miss anything??

So after Gene took off, yes a wheel take off. No hand launch here and showed me the ropes he landed and turned the transmitter over to me and soon I was doing circles and horizontal figure eights and even attempted a hand catch on one go but it bounced off of my hand. One of Gene's sons has tried a loop with the Plantraco but was unsuccessful and I didn't even try? Maybe after a few more times on the sticks? Like I said before there is no elevator so the loop has to be done using throttle management.

Did I tell you that the wind was blowing pretty good that day? It was. But not to worry cuz all of the flying was done in Gene's living room. Hit the walls a few times with no damage to the plane too.

Anybody could fly in the wind with this plane, HEH !!!!

# Classifieds

**1/4 Scale Sig Cub** Yellow, Complete airframe needs Motor and Servos.  
 Telemaster sr 8 ft wing, new kit 65.00  
 Complete hobbico field box 55.00  
 Kadet Sr half built with 6 rolls covering 50.00  
 Tom Nichols 987-2546

**Kadet Senior**-3channel w/os 4 stroke ran once  
**Piper Cub**-4channel w/os .32  
**Futaba 6x** super pcm 1024 new in box  
**Field Box**-Great Planes Complete  
**Trim Iron, Heat Gun, Extra 12v Starter**  
 Mark Stein 810-357-1636

**Carl Goldberg Obsession** airframe only. Never crashed. \$125.00  
**Futaba 7C Computer radio** with charger and Futaba 7 channel receiver. Channel 42. \$100.00  
**Hangar 9 Mini-Funtana** assembled with four Hitec HS-55 servos. \$80.00  
 E-mail Dave at DDN@cpec.com

**ALTEC PLAITUS PORTER PC 6** – ASP 60 2 cycle engine, receiver on channel 34 and all servos. Asking \$190.00  
**BALSA USA NORTHSTAR** - Land and Sea Plane -Never Flown- It has an ASP 46 2 cycle engine, all servos and a new HiTec Flash 5 transmitter and receiver (channel 13). Asking \$350.00

**GREAT PLANES FIREBAT ELECTRIC** Extra motor, Channel 34 Receiver, Servos and speed control Asking \$100.00  
**Engines** - ASP 108 (new), Royal 28  
**Other Items** Retract Air Pump, Balancer, Robart Incidence Meter, Black Barron Iron, Futaba R127 Receiver on channel 34, Small Retracts, RAM Recycler, 1200 ma flight packs, Air Brush, Chargers, TME Auto trickle Adapter, Will negotiate on all prices. LEONARD KUHN 810-765-8801

**Dave Patrick Ultimate 40** ready to fly with an O.S.50 SX, Tower ts 35 servos, receiver, 1100ma. 6v. battery, MPI volt meter. The plane is in good condition but has not flown in 2 years. asking \$350.00 o.b.o  
**Great planes extra 300 40** with Super Tiger G51 ringed engine, Futaba s3003 throttle, futaba s3004 elevator, MPI on off charge switch with voltage indicator built in. This plane has many flights and a couple hard landings but still looks and flies good. asking \$100.00 o.b.o.  
 Matt (586)771-7729 (home) or (586)596-8837 (cell) or e-mail at panicman98@hotmail

**Giant Great Planes Big Stick** . ARF 80" WS, Dolled up with cowl and wheel pants. Airplane only- \$200.00  
 Pete Carchio 313-886-8485

**Classified ads are free**  
 Please e-mail to:  
 proptreas@comcast.net  
 Or send them by U.S. mail to the editor  
 Or call 810-367-6367



**Agi-Duck 10' wing span**, R.T.F. new 30cc gas motor, servos, receiver, battery, every thing but radio. Has only 4 set-up test flights. Fly slow and is a real eye catcher in the air. Could be made into a candy dropper. \$400.00,  
**Zlin 46 size**, with almost new ASP 91 glow, has 14 flights on it, \$240.00,  
**Stinger 10**, ready for motor and radio \$25.00  
**Uproar 60**, ready for motor and radio, covered in fabric, \$80.00, call Gary at 810-841-2342

**12 V starter** Hangar 9 \$10.00  
**OS FS 61** 4 stroke engine  
 Never mounted or started \$140.00 OBO  
**Sea King Kit** seaplane -new in box (unbuilt).  
 Fiberglass Fuselage, Balsa covered foam wings \$160.00  
**Hangar 9 Easy Fly 40 trainer** plane ready to fly with OS LA 40, Hitec radio system and servos. \$175.00 OBO  
 Ed Olszewski 810-367-6367

**Various transmitters** Call  
**Futaba, HiTec, JR** Wall chargers each \$ 5.00  
**TD3D Electric mini**-built up ARF-  
 With Electronics and Brushless motor Call  
**Pylon Props** D1 and D2 APC  
 Various wood props, various wheels Call  
**TME simple smoke system** w/regulator \$ 50.00  
 Hobbystar 60 mk2-complete RTF or airframe Call  
 Ray Dart 326-0929

For your **Pre-Mix 2-Cyle Oils** and all **AMSOIL** Products Archie Kammer, your Independent **AMSOIL** Dealer.  
 810-329-3276 cell 810-300-2214  
 e-mail kammercfva@earthlink.net



**Wise Do It Best Hardware and Hobbies**  
 1309 Clinton Ave- St. Clair, MI 48079 810-329-3141  
 Not just your fathers hardware store any more. We now have an R/C hobby section, with some great deals!

**Budget RC** Manufacturer of high quality foam aircraft at a price you can afford, check out our new BRC Hornet for \$37.99!  
 www.budgetrc.com

**Pastime Hobbies** R/C aircraft/car/boat equipment and supplies, Hobby supplies of all types.  
 Phone (810) 982-2874, Toll Free 1-888-475-0640  
 Open Mon-Wed 10 to 6 / Thurs Fri 10 to 8 Sat 10 to 5:30  
 2700 Pine Grove #16 Grove mall Port Huron MI

**Shernni's Candies** 67310 VanDyke Road Washington, MI 48098 Located at Frontier Town (586) 752-7190  
 Check us out at: www.shernnisonline.com

**Propbusters Club Attire**  
**Club Caps** are available for purchase from the club at \$13.00 each. Each is custom embroidered for our club, and have a green brim. Contact Sheila 367-6367  
**Club Embroidery** is available for coats and other attire By Heather Jones, Contact Carl Jones for more information.



## Announcements & Events

<b>May</b>	
14th-Club meeting	6:00 PM
17th- Field Cleanup	9:00AM
18th- Float Fly	10:00 AM
30th-Grade School Kids demo	10:00 AM
31st- SMAC swap/fly	10:00AM
<b>June</b>	
7th-Club Breakfast	9:00 AM
11th-Club meeting	6:00 PM
14th- Inter-Club Fly In	10:00 AM
<b>July</b>	
5th-Bi-Plane Rally	9:00 AM
5th-Club Breakfast	9:00 AM
9th-Club meeting	6:00 PM
26th -4 H demo	9:00 AM
<b>Aug</b>	
2nd-Club Breakfast	9:00 AM
13th-Club meeting	6:00 PM
<b>Sept</b>	

**Field Cleanup** is at 9:00 AM May 17th. Your help is needed to get our field in shape for the next flying season. Bring along a pair of work gloves, Rake, Shovel, wheelbarrow, Battery powered drill (for adding screws to the sides of the shed). Paint brush and scraper.

**Eddy School Kids Fly.** May 30th, the River District R/C Eagles, in cooperation with the Propbusters will host a demonstration for the amusement of the school children from Eddy Elementary School. The flying starts at 10:00AM and will be at the SCC Propbusters Field in Goodells. Come on out and help show the kids a good time, bring a plane to show or fly, your help will be appreciated!

**SMAC Swap.** May 31st, SMAC will be hosting their annual tailgate swap at the Arnold Airport. For many R/C enthusiast this is the "Spring Opener" of the R/C modeler's season. So head up there for the flying, some coffee and doughnuts, the tailgate swap, and a good time! For more info visit their website. <http://www.krugair.com/>

**Float Fly.** You know spring is finally here when the pond is open for flying. Even if you do not have a seaplane, come out and check out the flying at the pond. Contact any board member or Gary Wilkerson for directions

Get the latest updates on club and local R/C events

**[www.SCCPROPBOOSTERS.com](http://www.SCCPROPBOOSTERS.com)**

### 2008 Propbusters Special Events

June 14	Inter-Club Fly In
July 5	Bi-Plane Rally
July 26	4-H Fair R/C Demo
September 6	R/C For Charity Fly In
December 7	Propbusters Swap


**SCC Propbusters Interclub Invitational Fly-In** June 14, at 10:00 am. Flying, fun and food are the order of business. Open Flying all day, Raffle and food concessions. <http://sccpropbusters.com/>

**Computer-transmitter cables / Free FMS Flight Simulator** We have computer to transmitter cables available for club member for a \$16.00 deposit, or purchase for same price. Available from the club treasurer. Download FMS at: [http://n-old.ethz.ch/student/mmoeller/fms/index\\_e.html](http://n-old.ethz.ch/student/mmoeller/fms/index_e.html)

Editor- Ed Olszewski  
7147 Main  
Smiths Creek MI 48074  
[proptreas@comcast.net](mailto:proptreas@comcast.net)

## *-The Broken Prop-*

May 12, 2008



*Remote Control Model Aviation Club*

Visit us on the web at [www.SCCPROPBOOSTERS.com](http://www.SCCPROPBOOSTERS.com)