

# The Broken Prop



## St. Clair County R/C Propbusters

Model Aviation Club Goodells, Michigan

[www.SCCPROPBUSTERS.com](http://www.SCCPROPBUSTERS.com)

A.M.A. Charter Club #1762

February 8, 2007

### Club Meetings

Second Wednesday of each month at the Community Center Building, Goodells County Park -6 pm

### Club Breakfast

First Saturday of each month, 9:00 at Cavis Pioneer Restaurant on Lapeer rd. West of Wadhams rd. Flying afterwards

### Come and join us!

Club Meetings and Breakfast are open to everyone, if you are an experienced pilot, or just thinking about getting into R/C, Come check us out.

### President

Gary Smedes 586-727-4507

### Vice-President

Doug McLaren 586-201-8048  
mclarenintl@hughes.net

### Secretary & Webmaster

Keith Graham 810-966-1494  
keith@sccpropbusters.com

### Treasurer & Newsletter Editor

Ed Olszewski 810-367-6367  
proptreas@comcast.net

### Safety Officer Field Marshall

Mike Grant Tom Nichols

### Instructors

Ed London 810-325-1362  
Ed Olszewski 810-367-6367  
Greg Feyers 810-367-3924

### Directors

Sheila Olszewski, Todd Litke,  
Brian McLaren

### 69 Members

**The Propbuster R/C flying Club is located at the Goodells County Park, 8345 County Park Drive, Goodells MI 48027. The flying field is just West of Castor rd. -off the parks East parking lot. The general location of the park is South of Lapeer rd. -about 10 miles West of Port Huron.**

**42° 59' 02" N - 82° 39' 02" W**

## President's Perspective

By Gary Smedes

February 2007 and it feels like winter is finally starting to come around. Down to single digits for the highs and a little bit of snow. It doesn't seem like there would be a lot of enthusiasm when it comes to getting outside to fly and yet as I walk past my planes everyday, I can't help but get that "I'd really can't wait to get out and fly" feeling. You folks that got a new plane for Christmas must really be itching!



Late January brought on our annual Swap Meet. Once again I find myself having to express how grateful I am to be in a club that has enough members that pull together for these events and help make it enjoyable, rather than a burden, to put these on. Thanks to everyone who helped out, no matter how small the task. Typically, you'll find me sitting at the door collecting the entry fees during the swap. This year I was only there for about a half hour when John D. was kind enough to sit in for me. This gave me the golden opportunity to actually do some shopping and get a different perspective on the whole event. Thanks John.

If you didn't get a chance to make it out to the swap meet this year, don't worry. There are still a couple of swaps on the calendar to attend. Check out the 'Events Calendar' in the newsletter for an up-to-date listing of this to look forward to. Hope to see you at the meeting!



St. Clair County Propbusters

**Meeting Minutes**

*Recorded by Keith Graham*

The meeting on January 10th was held at the community center building with 11 members present and started at 6:05 pm. Doug/Gary W made a motion to accept the secretary's report as read by Keith with an inclusion of some of the report missing from the newsletter . Doug/Keith made a motion to accept the treasurer's report as read by Ed O, pay bills and the lease renewal of \$500. All motions passed.

Gary S. presented a gift certificate to Tom N for last year's lawn service in place of paying his dues.

We discussed the timing and the breakfast pricing for the Swap Meet. We currently have 17 tables reserved.

Gary W mentioned sending a general advertisement to channel 6 for anyone interested in joining the Propbusters. The River District Eagles do it and have received 3 calls. Keith will look into this.

Raffle tickets were discussed. The ARF hasn't been received yet. Mike G provided that he has 10 door prizes.

We discussed purchasing new signs. Ed L & Tom volunteered to fix up the existing signs for the swap.

An access map for to the pond was suggested to be in the newsletter along with any policies on where not to fly. Ed O. volunteered to take care of this. The combination for the lock at the pond was discussed and it was decided that anyone wanting to fly at the pond contact one of the club officers for this number. It was suggested to include the combination in a spam to members. Sheila will include a card with next month's newsletter. The combination will also be added to the Propbusters' membership section of the website, which is accessed using the large green Propbusters' logo at the bottom of the main page. The user ID is the Propbusters' field lock combination. The password is the club's name (1 word, all lower-case).

Doug/Sheila made a motion to close the meeting at 6:50 pm. Motion passed.

**Directions to the Pond**

Hilliard's Pond is located off Flinchbaugh rd., East of Taylor rd., South of I-69. The flying site is on private property. We have permission to use the pond for R/C flying from the owner (Mr. Hilliard). He and his family enjoy watching us fly, but do not fly over anyone. Remember, we are his guest and have no rights to the property. Don't go beyond the designated area, alter the land, hunt, fish, or use boats other than to retrieve your aircraft-rowing or electric motors only. The dirt driveway leading into the site is

private property that is not owned by Mr. Hilliard. Drive slowly as not to kick up dust or disturb Mr. Hilliard's neighbors. Please do not leave anything behind-litter etc. If you encounter any problems, or have questions, our contact person is Gary Wilkerson at 810-388-1066.



St. Clair County Propbusters

**Financial Report Summary**

February 7, 2007

<b>Beginning Balance</b>	\$3225.43
<b>Income</b>	
Dues	\$ 75.00
Hat	\$ 13.00
Door (swap)	\$ 211.10
Food (swap)	\$ 241.65
Raffle (swap)	\$ 308.00
50/50 (swap)	\$ 56.00
<b>TOTAL</b>	<b>\$ 904.75</b>
<b>Expenses</b>	
Sheila/ postage	\$ 9.36
Pastime (swap prize)	\$ 100.00
Ed L./ Food (swap)	\$ 96.00
Extra pancake mix (swap)	\$ 6.57
Lease	\$ 500.00
<b>Total</b>	<b>\$ 711.93</b>
<b>Ending Balance Checking</b>	<b>\$1918.25</b>
<b>Equipment fund</b>	<b>\$1500.00</b>
<b>Grand Total</b>	<b>\$3418.25</b>

# St. Clair County Propbusters R/C Flying Club 2006 Annual Report-Goodells County Park

## Daily Activities at the Park:

R/C model aviation, as most outdoor activities revolve mostly around good weather. On weekdays our field attracted about a dozen hobbyist throughout the day, and several dozen daily on weekends, weather permitting. Flying activities continue throughout the winter months, although somewhat curtailed in numbers— some brave the elements and use skis on our aircraft.

## Special Events:

**January 1:** Annual New Years Day flying event. Drew about 2 dozen participants and spectators, but, it was cold and wet.

**Jan 29th:** Propbusters host annual “Swap Shop” in Goodells County Park Hall. Propbusters major fundraiser, drew about 150 participants buying and selling R/C goods, while enjoying a pancake breakfast.

**May 23/24 :** Annual R/C flight demonstration for students (and parents) from Eddy Elementary School in St Clair, and Washington school in Marysville, held in cooperation with River District R/C Eagles. Approximately 200 participants, schoolchildren and spectators.

**June 17:** Propbusters annual Invitational flying event spotlighting remote control hobbies. Approximately 300 participants and spectators throughout the day.

**July 22 :** Propbusters host Bi-Plane rally exhibition drawing R/C pilots from the area and spectators. About 75 participants and spectators. Ended early due to bad weather.

**August 5 :** R/C airplane Flying demonstration for the 4-H fair. About 150-200 participants and spectators.

**September 9:** Propbusters hold flying event and raise \$207.00 in cash donations for the Earth Keepers-of Goodells County Park. Unfortunately, torrential rains made the day far less desirable than hoped for.

**September 17:** Regional R/C Helicopter held at Propbusters Field, hosted by Michigan Whirlybirds. Several hundred participants and spectators.

## Area Improvements:

Added gravel parking area inside flying area. renovated door to storage shed. Rebuilt used reel type gang mower to improve lawn maintenance.

## Financial Statement

**Starting balance 2006:** **\$1987.93**

### **Income:**

Dues:	1825.00
Redline 1/2 of lease:	250.00
Donations:	284.00
Concessions:	<u>1424.00</u>
<b>Total income:</b>	<b>3783.00</b>

### **Expenditures:**

Newsletter and Website:	270.04
Equip. repair and Fuel:	659.03
Shed and field improvement:	323.66
New parking area stone	651.00
Lease and hall Rental:	640.00
Insurance:	110.00
Food and prizes:	<u>239.08</u>
<b>Total Expenditures</b>	<b>2892.81</b>

Equipment Fund	1500.00
General fund	<u>1378.12</u>
<b>Final balance 2006:</b>	<b>\$2878.12</b>

## 2007 Proposed Improvements:

Improvement to field and parking lot drainage with French drains.

Improve new parking area and drive with added stone to base.

Add shelves and vents to shed.

Add shade canopy.

Repair entry gate.

Improve level of runway.

## Spotlight!

The Times Herald featured our club-and the park in an article about our June 17th event. About a month later, R/C aviation was the feature article in the Times Herald “SPIN” highlighting the Propbusters and the park. One of our members and his airplane was the cover photo.

# Propbusters & Stuff

*By Jack DeLisle*

I've been reading a bunch of reviews about our model planes and it seems that practically all of the reviewers use **EXponential** when they fly nowadays and it got me to thinking. Always a danger there.

So I went back into my history and dredged up some things I remembered from earlier times: One of the things was when servos with rotary action instead of and / or in addition to the rack and pinion type of linear servos were becoming common.

Many a word was written about how the rotary motion was no good because of the action of the controlled surface. That being 100% or so from the center movement to no surface movement at the ends of the arc of the servo wheel / arm. The linear servo causes just as much control surface movement at the ends of their travel as at the center.

These are true statements and the results were that over a very short period of time linear servos ceased to exist probably because of cost considerations and the R/C pilots just continued to fly with non linear servos with no harmful results. So much for the naysayer's, heh!!

Now comes the thinking part and **EXponential**. Most, if not all of the R/C pilots set their exponential so the stick movement has less effect around the center and servo movement increases the farther the stick is moved and the farther the controlled surface moves.

What has happened is that the non-linear "curve" of the rotary servo has now been made more linear by "flattening" out

the movement of the controlled surface so maybe the naysayers were right all along?

I have tried using exponential in the past but found it sorta confusing? When I move a stick I expect something to happen and it wasn't? Will I try exponential again? With the programmable radios it's easy to try so I

might just do that.

Check the picture. It's a Whimpy II plans built by one of my fellow pilots down here. His fuselage came out with a bit of curve. Not a banana but enough so it was effecting the flight characteristics. I agreed to do something with the plane because I didn't have anything on the bench as it were.



I used a hack saw and sawed half way through the fuse just behind the cockpit on the right side so I would have wood on either side of the cut and used popcycle stick pieces and pulled the gap together and "hot stuffed" the thing back together and that got out most of the curve. The vertical stab stayed pretty much in line and the "fix" proved out because that Whimpy II flies pretty nice.

Just goes to show what some instant glue, popcycle sticks and a little persuasion will do .

## **Propbusters 8th Annual Swap**

*By Ed Olszewski*

The degree of success for any event related to R/C modeling really should only be measured by "was it fun?". If the answer is yes, then it is a success. Talking to many of the participants at the Propbusters Swap, they seemed to have a great time. I would say the swap was a big success.

Of course there is always a business end. The number of vendor tables was up again this year. In fact we had only 3 unused tables in the main part of the hall. The free tables, and serving breakfast attracts a lot of people. Many of the vendors said they sold much more this year than last. Although it did not seem like it, our paid attendance was down more than 35% from last year. I suspect it was partly due to the threat of bad weather, and another swap running on the same day. Next year we need to coordinate better with area clubs to not hold our swap on the same weekends. That is enough business, back to the fun stuff.

Ed London, Al Fournier and Doug McLaren slaved in the kitchen making up a pancake breakfast that couldn't be beat. The breakfast is a big draw for people to come to the swap. What could be better on a cold day than enjoying breakfast with a bunch of friends, while watching crash videos, while contemplating your next R/C buy? Sounds like a lot to do at one time, but it is just simply modelers heaven.



The big door prize was a Aviomodelli Cessna Cardinal. Listed on the box as a stand off scale model, it has an 83 inch wingspan, with a duraflex fuselage. The model came to us courtesy of Pastime Hobbies. It had a list price close to \$400.00, but Gary gave us an unbelievable deal, far less than we would have paid, even for a smaller plane. When you are in Pastime Hobbies, be sure to thank Gary and the guys.

Erin, and Kaitlyn J. along with Laikyn K. did an excellent job of selling tickets for the raffle and 50/50. In fact, they managed to sell almost the same amount



of tickets as were sold last year, despite the lower attendance. The smiles and winning personalities of the young lassies had us all digging a little deeper into our wallets. I feel sorry for Carl and Matt, if I was their father, I would never be able to say no. Thanks a lot for the hard work girls!

The one person who was glad he didn't say no was Budd Joachim, the happy recipient of the cardinal. He had promised his wife not to bring home any more planes, but what else you going to do when you win one? Really Bud, we won't tell Joan of all the offers to buy it from you...


There is a lot of other thanks to be handed out, John D., and Gary S. worked the door. Without Maynard L., we would not have had enough tables. Sheila O. took reservations and made sure flyers got out to the right places. Keith G., got the word out on Radio, website and Cable. Stan M. ran a bunch of flyers. Along with everyone who came early and stayed late to help with setup and teardown, made the swap really work. Thanks for all your help!

The River District Eagles tried an unusual twist this year, to make some extra money for their club. They solicited donations of used and new R/C goods from their club members-everyone has a few things they don't use anymore. Then they sold them at the swap, for the benefit of their field. Their members turned out with piles of items, that were purchased by swap goers at bargain basement prices. In fact I bought a covering iron. Their plan was to auction all the leftovers to the highest bidders, but at the end there wasn't even any dust left on their tables. I am still not sure what those guys are going to do with all those wings they bought. The Eagles netted close to a couple hundred dollars for their club, not bad for a days work.

All and all it was a good time, by 1:00 we had all the tables put away, the kitchen cleaned up and the lights out. Ready to start planning next years event!

# THOUGHTS

Of Jack DeLisle



I have written a little on the history of linear verses rotary servos and the fact that the “Old Timers” said that rotary servos wouldn’t work right because

most of the surface ( Aileron, Elevator, and Rudder ) travel took place in the first 30 degrees or so of the servo wheel / arm !! Although this is a mathematical fact the “New guys” just went ahead and used the rotary servos, So there !!!! I was one of them too.

When exponential servo travel became available I gave it a try and , lo and behold, I didn’t like it because the controls felt “sloppy” around neutral so I went back to not using exponential and to using Dual Rates.



Well, I’m going to cross that bridge again because I’ve been “talking” to our esteemed editor and he has used exponential from the beginning of his flying career and he surely can “beat up the sky” while he is flying and most if not all of the modern age

pilots use it so it must be me in the minority.

Exponential makes a lot of sense because , when it’s all said and done, it puts the linearity back into the travel of the Elevator, Ailerons and Rudder.

To make a short story longer, I have borrowed Gene Lanes Ultra Sport because the bottom wing of my Super Skybolt parted company from the fuselage and the rest of the plane did one of those lawn dart tricks. Luckily the radio and engine survived much to my surprise and will live to fly another day. And I was just getting that Super Skybolt trimmed to my liking. Dual rates and all.



So anyway, I have Gene’s Ultra Sport and a JR radio and I have put in some expo for a trial. I moved the Elevator and rudder clevis’s into the shortest hole on the horns to maximize throw without

going over 100% programming wise and programmed in 25% expo on the elevator, ailerons and rudder.

A nice thing about the JR radio is that the exponential can be set to work on either position of the Dual Rate switches and I chose the up / high rate positions and that leaves the low rates untouched in case I get discombobulated. I can go to low rates.

If you a wondering why the lower wing of the Super Skybolt parted company it’s because I left the hold down bolts loose to get the wing struts on and forgot to tighten in the bolts. It actually held up for about 5 minutes into the flight when I tried a snap roll. OUCH !!!  
- Jack DeLisle

# Classifieds



## R/C Estate Sale

Kits, ARFs, Ready to fly, Partial builds, Re-builds, Engines-gas and glo, Mounts, Wheels, Gear, Props, Electronics, Transmitters, Receivers, Servos. I am willing to deal!  
 Bob Samuelson 810-679-3962

**Hangar 9 easy fly 40 trainer** plane ready to fly with OS LA 40, Hitec radio system and servos. \$200.00 OBO  
 Josh O 810-367-6367

**The Cosmic Wind 'Lil Tony:** like new only 6 flights: OS .91FX: Ready to fly includes transmitter and receiver.

\$325.00

Maynard L. 810-765-3915



**12 V starter** Hangar 9 \$10.00

**OS FS 61** 4 stroke engine  
 Never mounted or started \$150.00  
 Ed Olszewski 810-367-6367

**Stinger 40 by Lanier** from kit w/s48" Magnum 46xl  
 Built By: Tom Nichols Ray Dart, Eng. Inst.& Rig. By Ray Dart, NEVER FLOWN. LOOKING FOR GAS BOAT  
 Bill Welser 810-794-9776

**Edge 540-Hangar 9** ARF 1/4 scale new \$200.00  
**JR Quatro** 4 channel NIB \$125.00  
**Various transmitters** Call  
**120 Stinger** airframe \$75.00  
**Futaba, HiTec, JR** Wall chargers each \$5.00  
**EM2** with spare airframe, Futaba 6AX radio, Ready to fly \$160.00  
**TD3D Electric mini**-built up ARF- With Electronics and Brushless motor Call  
**Pylon Props** D1 and D2 APC Call  
 Various wood props, various wheels Call  
**YS super charged fz53** like new \$160.00  
**TME simple smoke system** w/regulator \$50.00  
 Ray Dart 326-0929

### Classified ads are free

Spring is coming, clean out the attic, and pass the old trainer on to a new member, and buy something else! Don't use your simulator? Sell it to someone who will. Please e-mail to proptreas@comcast.net Or send them by U.S. mail to the editor Or call 810-367-6367

## Grant's custom Aircraft

### PBY 5-1 Catalina

106" Wing, 1/12scale, 1270 Sq In, 23 lbs 64"length .60 2-Cycle 3 surfaces & Motor Servo, Motor.90 4-Cycle, Landing Gear Valve Servo, Float Valve Servo.

### Grumman G-44 Widgeon

80" Wing, 1/5 scale, 15 Sq Ft, 24 lbs, 60"length .60 2-Cycle 3 Control Surfaces & Motor Servo, Motor .90 4-Cycle Servo, Landing Gear Valve Servo, Float Valve Servo.

### Republic Seabee

70" Wing, 630 Sq In, 8 lbs, 48"length, .40 2-Cycle 4 Control Surfaces

### Small glow engines, odds and ends, electronics

For more information, contact:

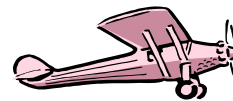
Mike at (810) 329-6406

For your Pre-Mix 2-Cycle Oils and all **AMSOIL** Products, Contact:



Archie Kammer, your Independent **AMSOIL** Dealer.  
 810-329-3276 cell 810-300-2214  
 e-mail kammercfva@earthlink.net

**Omega 2 Meter Glider.** 78" w/s, ailerons, "V" tail, Avox Brushless motor and gearbox, Castle creations ESC, servos. Just add receiver to fly.  
 Mike Roberge



**2003 WINNEBAGO ADVENTURER** 33 1/2 FEET LONG 'GASSER' LESS THAN 10,000 MILES. IMMACULATE CONDITION. \$90,000 CALL FOR MORE INFO. 586-727-4507 GARY SMEDES

**Minnesota glove, as-new** \$20

Just in time to keep your hands warm while winter flying  
 John Hickman, 987-5752 or jdhickman@advnet.net

### Pastime Hobbies

R/C aircraft/car/boat equipment and supplies, Hobby supplies of all types.  
 Phone (810) 982-2874, Toll Free 1-888-475-0640  
 Open Mon-Wed 10 to 6 / Thurs Fri 10 to 8 Sat 10 to 5:30  
 2700 Pine Grove #16 Grove mall Port Huron MI

### Propbusters Club Attire

**Club Caps** are available for purchase from the club at \$13.00 each. Each is custom embroidered for our club, and have a green brim. Contact Sheila 367-6367



**Club Embroidery** is available for coats and other attire By Heather Jones, Contact Carl Jones for more information.

## Announcements & Upcoming Events

### **February**

10th-R/C demo SC4 11:AM-2:00PM  
 14th-**Club meeting** 6:00 PM  
 18th-Flying Aces (Flint) Swap 9:00 AM  
 28th-Skymasters Swap 6:00PM

### **March**

3rd-**Club Breakfast** 9:00 AM  
 10th-Midland Swap 9:00 AM  
 14th-**Club meeting** 6:00 PM

### **April**

7th-**Club Breakfast**  
 11th-**Club meeting**  
 13,14,15th The Toledo Show 9:00AM

*Please help us out and pass along the names and dates of any events you might know of.*

### **2007 SCC Propbusters Special Events**

June 16	Inter-Club Fly In
July 21	Bi-Plane Rally
July 28	4-H Fair R/C Demo
September 8	R/C For Charity Fly

**Field Lease Paid.** The lease payment for our flying field was dropped off, along with our annual report for the park on Jan 31st, at the park office in Port Huron, by Sheila Olszewski (see page 3). Mark Brochu said we are doing fine, and has heard of no complaints.

**Weather Station Removed.** The Michigan State weather station (at the end of our field) was removed by mutual agreement between the Park and MSU. The Park felt the information was not current as it could have been, and the University wanted to start charging the park for the service.

**Static R/C model show,** and indoor R/C flying demonstration at the SC4 College day, Feb 10th 11:00 to 2:00 at the SC4 Gymnasium. R/C airplanes, and helicopters are featured. Come on and check it out.


**Flying Aces (Flint) Swap** February 18th, 9:00 AM til 2:00 pm at Lake Fenton High school 4070 Lahring rd Linden MI. GPS 42\*51'32" N 83\*45'5"W. Adults \$5.00 -Kids \$1.00 <http://www.rcflyingaces.com> ph(810)635-9392

**Skymasters Swap** Wednesday, 28 February, @ 7:00pm. Larson Middle School- 2222 E Long Lake rd. (18 mile rd) east of John R, Troy Mich. <Http://www.skymasters.org> Joe (248)877-0086


**Midland Swap** March 10th 9:00-12:00 tables 10:00/15.00 day of. Admission \$4.00 Pulaski Hall 6525 Weiss rd Saginaw MI [www.midlandrc.org](http://www.midlandrc.org) contact Mike Fjerstad 989-792-7222 [mafjerst@chartermi.net](mailto:mafjerst@chartermi.net)

**Weak Signals "The Toledo Show"** 53d Anniversary R/C Model Show At the SeaGate Centre Admission \$7.00. 401 Jefferson Avenue Toledo, Ohio 43604 April 13,14,15 2007 Fri/Sat 9am-5pm/Sun 9am-3pm <http://www.toledoshow.com>

Editor- Ed Olszewski  
 7147 Main  
 Smiths Creek MI 48074



*St. Clair County R/C*



*Prop Busters  
 Goodells, Mi*

*Remote Control Model Aviation Club*

Visit us on the web at [www.SCCPROPbusters.com](http://www.SCCPROPbusters.com)